

TIFFANY

Design ZECCHINON R&D

Tiffany è il risultato dalla continua ricerca di innovazione e dalla passione che mettiamo nelle nostre cucine. Un prodotto made in Italy che propone un design nuovo e arreda l'ambiente quotidiano con stile e contemporaneità. Tiffany è trasversale, abbraccia gusti e stili di vita diversi: nella versione con anta a telaio assume un'aspetto lievemente country, nella finitura rovere bianco diventa protagonista di un arredo traditional chic.



Tiffany est le résultat d'une constante recherche d'innovation et de passion que nous mettons dans nos cuisines. Un produit Made in Italy qui propose un nouveau design et qui enrichit l'ambiance quotidienne avec style et contemporanéité. Tiffany est transversale, elle englobe les goûts et les styles de vie différents : dans la version porte à cadre, elle prend un aspect légèrement country, dans la finition rovere blanc elle devient protagoniste d'un mobilier traditionnellement chic.

Tiffany is the result of the continuous pursuit of innovation and passion we put into our kitchens. A Made in Italy product that offers a new design and furnishes the room with style and a modern flair. Tiffany is across-the-board, it includes different tastes and lifestyles: it assumes a slightly country appearance in the frame door version; it becomes a protagonist of a traditional chic furniture in the white oak finish.

Tiffany ist das Ergebnis von der ständigen Suche nach Innovationen und der Liebe, die wir in unsere Küchen stecken. Es ist ein Produkt Made in Italy, das ein neues Design zeigt und das tägliche Umfeld stilvoll modern einrichtet. Tiffany ist übergreifend, vereint verschiedene Geschmäcker und Lebensstile: in der Version mit Rahmentür nimmt sie einen leichten Country-Stil an, in weißer Eiche wird sie zum Star einer Einrichtung des traditionellen Chics.

TIFFANY

SPESSORE ANTA / ÉPAISSEUR PORTE / DOOR THICKNESS / TÜRSÄRKE
SISTEMI DI APERTURA / SYSTÈME D'OUVERTURE / OPENING SYSTEMS / ÖFFNUNGSSYSTEME

20 / 22 mm
4

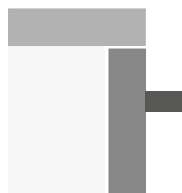
TIFFANY

SISTEMI DI APERTURA

SYSTÈME D'OUVERTURE / OPENING SYSTEMS / ÖFFNUNGSSYSTEME



GOLA SYSTEM KAPPA
/ Gorge System Kap-
pa / System Kappa
groove / Gola System
Kappa



MANIGLIA
/ Poignée / Handle
/ Griff



PUSH PULL


GOLA SYSTEM LINE: NON DISPONIBILE
Gorge System Line NON DISPONIBILE /
System Line groove NOT AVAILABLE /
Gola System Line NICHT VERFÜGBAR

FINITURE

FINITIONS / FINISHES / ENDBEARBEITUNG

STRUTTURA

STRUCTURE / STRUCTURE / STRUKTUR



001 BIANCO



005 GRIGIO ONICE




TORTORA

ANTE

PORTE / DOORS / TÜREN

LISCIO MELAMINICO OPACO - Sp. 20 mm

LISSE MELAMINE MAT / SMOOTH MATT MELAMINE / GLATT MELAMIN MATT



090 BIANCO



092 TORTORA




098 VISONE

MELAMINICO OPACO EFFETTO LEGNO - Sp. 20 mm - Venatura orizzontale

Veinure horizontale / Horizontal grain / Horizontale Maserung


MELAMINE MAT EFFET BOIS / WOOD EFFECT MATT MELAMINE/ MELAMIN MATT EFFEKT HOLZ



086 ROVERE BRANDY



087 ROVERE BIANCO




089 ROVERE SAHARA

TELAIO: MELAMINICO OPACO EFFETTO LEGNO - Sp. 20 mm - Venatura orizzontale

Veinure horizontale / Horizontal grain / Horizontale Maserung

CADRE: MELAMINE MAT EFFET BOIS / FRAME: WOOD EFFECT MATT MELAMINE/ RAHMEN: MELAMIN MATT EFFEKT HOLZ



086 ROVERE BRANDY



087 ROVERE BIANCO



089 ROVERE SAHARA



TIFFANY

COLORI LACCATI OPACHI E LUCIDI - Sp. 22 mm

COULEURS LAQUÉES MATES ET BRILLANTES / MATT OR GLOSSY LACQUERED COLOURS / LACKFARBEN MATT UND HOCHGLANZ

						
725 BIANCO LIGHT	700 BIANCO	705 GHIAIA	702 SABBIA	703 CORDA	701 AVORIO	704 CANAPA
						
708 CUOIO	709 PIOMBO	710 ANTRACITE	711 NERO	723 POLVERE	722 BLU PAVONE	724 BLU NOTTE
						
707 TERRA	706 FANGO	719 VERDE	721 PETROLIO	720 VERDE FORESTA	714 MANDARINO	713 OCRA
						
712 ORZO	715 ROSSO	716 BORDEAUX	717 LAVANDA	718 PRUGNA		